



Westlaw UK - UK and International Journals

Zita Szabo, June 2022

QG LAW023 [https://www.abdn.ac.uk/library/documents/guides/qglaw023.pdf]

[Westlaw UK](#) Journals offers two services: **full text articles** and **article abstracts**.

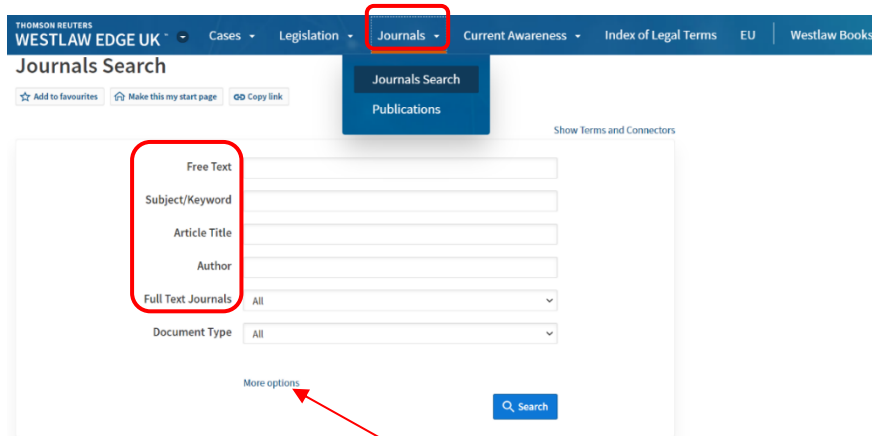
The **Full Text Articles** service contains thousands of articles from journal titles published by Sweet & Maxwell, Oxford University Press, Cambridge University Press and others. The **Abstracted Articles** service includes the *Legal Journals Index (LJI)* and *Financial Journals Index (FJI)* and contains over half a million abstracts of articles from English language law journals published in the United Kingdom and Europe. Note that FJI is no longer being updated.

Accessing the database

Please follow the link to [Westlaw UK](#). On the Primo result page, click on the title of the database in the 'View Online' section, and when prompted log in with your university IT username and password. The first time you access Westlaw UK, you will see the 'OnePass First Time Registration Page' requesting your name and email address. Once you provide your details, you will be set up to use Westlaw UK's personalisation tools, such as **History, Folders, Favourites** and **Alerts**.

Searching

On the Westlaw Edge UK home page, hover over the **Journals** content tab at the top. You can search for articles by selecting **Journals Search**, or you can browse an alphabetical list of 'Abstracted' and 'Full Text' journals by selecting **Publications** from the drop-down menu. (See image below)



Basic Search

From the **Journals Search** page, you can retrieve articles and abstracts by entering information into the search boxes. Use the **Free Text** field to look for articles on a specific subject area. Other commonly used fields are: **Subject/Keyword, Article Title** or **Author**.

To search only for **Full Text** articles, select that option from the **Document Type** box at the bottom of the template.

Advanced Search

For the Advanced Search template, click on **More options**. The extra search fields will allow you to enter more information and refine your search further. In addition to the boxes of the basic search template, you can also search by **Cases Cited, Legislation Title, Legislation Provision No.**, as well as by **Date** range. The more information you enter, the more accurate your search will be.

Search rules

Click on **Show Terms and Connectors** in the top right corner of the search template to see a list of search terms and connectors used on Westlaw searches. Commonly used connectors are: **&** (search terms in the same document) and **or** (either search term or both terms). By default, if you enter multiple terms with no connectors, Westlaw UK will automatically insert the **AND** connector between them. For exact phrases, put double quotation marks around multiple keywords (e.g., "professional negligence").

You can use the root expander **!** to retrieve all possible endings to a root, e.g., pollut! will look for pollution, pollutants, polluted. Also, you can apply connectors to specify the relationship between your search terms: you can ask Westlaw to look for your search terms in the same paragraph **/p** or sentence **/s**.

For example, **"environmental protection" /s regulat!** will look for the phrase 'environmental protection' in the same sentence as regulation (or regulations or regulate).

Search Results list

When you run a search, brief details of articles matching your search terms will be displayed in a list view. On the left-hand side of the screen, you have several options to **Filter** your search results by selecting facets (e.g., *Search within results, Topic, Date, Jurisdiction, etc.*)

Results are automatically sorted by **Date**. Click on the arrow in this box to re-sort them by **Relevance**.

Icons to work with:
Create Alert, Detail Level Menu, Copy Link, Save To Folder, and Delivery menu

Where available, click on the link for the full text of the article. If only a link to Legal Journals Index Abstract is displayed, perform a search through [Primo](#) by the journal's name. We may have access to the title through a different database.

From **Detail Level Menu** (see icons on the right-hand side of the image above), you can select *Less detail*, *More detail*, and *Most detail* options. 'Most detail' will display your search terms highlighted in yellow within the document.

To edit your existing search, please select the [Edit search](#) option in the top right corner of the results page.

Once you have opened a document, you can go back to your results list by clicking on **Return to list** in the top left of the page.

Browsing

Hover over the Journals tab at the top, and click on **Publications**. From here, you can browse an alphabetical list of Abstracted and Full Text journals. Use the drop-down menu to select **Full Text only**.

Select a journal title to search within its content. You have the option to search in **All** of the subscribed years, or just within a **specific year**. Once you have selected a year, you can choose to either browse all issues or select a specific issue.

International journals

In the 'More resources' section of the Westlaw Edge UK home page, select [Westlaw International](#) (see image on the right-hand side).

The **International Materials** home page will open in a new tab. The service covers EU, Australia, Canada, Hong Kong, the U.S., and other jurisdictions.

WESTLAW EDGE UK

History Folders Favourites Alerts Signed

Cases Legislation Journals Current Awareness Index of Legal Terms EU Westlaw Books

Enter terms, citations, titles or questions All content

Browse by Topic

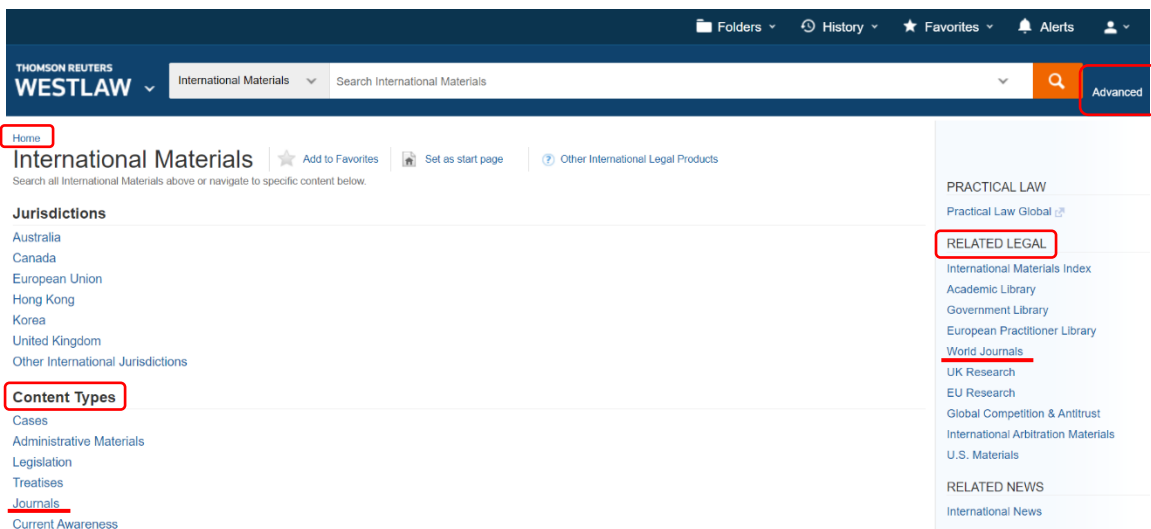
Commercial	Finance	Personal injury
Companies and partnerships	Health and social welfare	Planning and construction
Contract	Insolvency	Public and constitutional law
Crime	Intellectual property	Social regulation
Data and communications	International	Tax
Employment and work	Land	Torts
Environment	Legal system	Transport and shipping
Equality and human rights	Litigation and dispute resolution	Trusts and personal property

More resources

- Brexit
- Coronavirus
- Scots Law
- Cite & Print
- News
- Westlaw International**
- Westlaw US

International resources

You have two options to start your research. First, to find international journals, you can select **Journals** from the *Content Types* section of the International Materials home page. (See image below.) You can choose from different jurisdictions, e.g., Australia, Canada, EU, Hong Kong, Korea, etc.



Alternatively, select **World Journals** in the *Related Legal* section to see the list of jurisdictions available there. This will include the U.S. (See the right-hand side of the image above.)

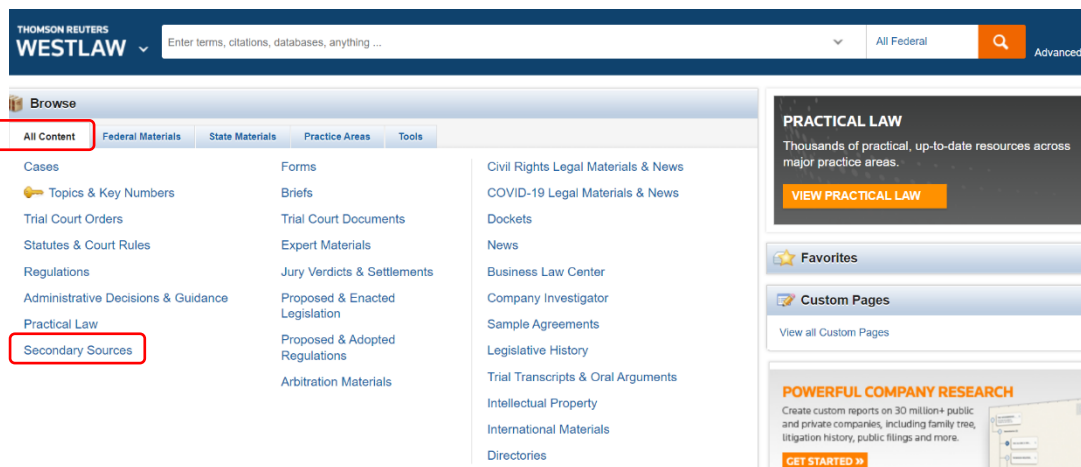
Enter your search terms into the box to search across World Journals or click on a jurisdiction to see all journals listed for that country.

If you want to run a more focused search, click on **Advanced** next to the basic search box. A list of **Connectors and Expanders** will appear next to the Advanced search template to help you. Search rules are the same as in Westlaw UK.

United States

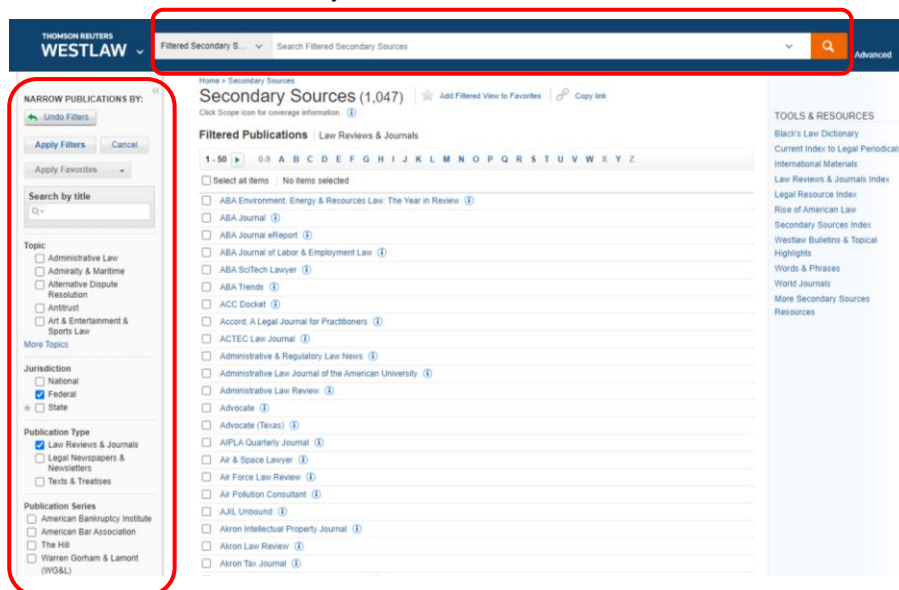
To access the U.S. collections, click on **Home** under the Thomson Reuters Westlaw logo. (See the previous image above.)

From the *All Content* tab, open **Secondary Sources**.



The Secondary Sources page opens with four distinctive sections which let you browse journal titles by **Type**, **State**, **Topic** or **Publication Series**. If you select, e.g., **Law Reviews and Journals** from the Type section, your results list will display the available journal titles in alphabetical order. (For an example, see next image.)

Select filters, such as **Search by title, Topic, Jurisdiction, Publication Type**, etc., on the left-hand side of the screen to narrow down your results.



You can also search across the results by entering keywords into the basic search box at the top of the screen.

Alternatively, you can select journal titles to search their entire contents.

Once you have opened a document, you will find useful information at the top of the page, e.g., **Citing References** and **Table of Authorities**.

Print, Download and E-mail

When you open any document on *Westlaw UK* and the *International Materials* platform, you have the option to print, save to your computer, or email it to yourself or a colleague. Choose the relevant icon from the top right corner of the page and follow the onscreen instructions. To print, email or save multiple documents from your results list, use the check boxes.

Signing out

To end your Westlaw Edge UK session, click on **Sign out** at the top right of the screen.

Help & Contacts

For comprehensive help, please follow the link to [Westlaw UK User Guides](#). If you have any problems using this database or require further assistance, please contact:

Janet MacKay, Information Consultant (Law)
Tel: 01224 - 272572, 01224 - 273892
Email: j.i.mackay@abdn.ac.uk

Nicola Will, Site Services Team Lead
Tel: 01224 - 273166
Email: n.will@abdn.ac.uk

Taylor Library Staff
Tel: 01224 - 272601
Email: lawlib@abdn.ac.uk

For access problems (including the *out-of-hours service*) contact the IT Service Desk:

Address: The Sir Duncan Rice Library – Ground Floor

Tel: 01224 - 273636* (for the **out-of-hours service** – call this number)

*The out-of-hours (OOH) helpline operates from 17:00 to 08:00 weekdays and provides 24-hour cover over weekends and public holidays. During these times, any telephone call you make to the IT Service Desk number is automatically transferred to the OOH Helpline.

Email: servicedesk@abdn.ac.uk

Log a problem via your MyIT portal at <https://myit.abdn.ac.uk/>