

Box of Broadcasts: Introduction

What is BoB and how do I use it?

BoB (Box of Broadcasts) National is an innovative shared online off-air TV and radio recording service for UK higher and further education institutions.

BoB enables all staff and students to choose and record any broadcast programme from 75+ TV and radio channels. The recorded programmes are then kept indefinitely (no expiry) and added to a growing media archive (currently at over 2 million broadcasts).

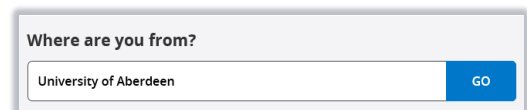
The user-friendly system allows you to record and catch-up on missed programmes on and off-campus, schedule recordings in advance, edit programmes into clips, create playlists, embed clips into VLEs, share what you are watching with others, search a growing archive of material, plus more.

Key features include:

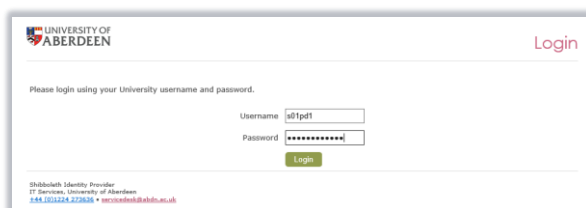
- BBC TV and radio content dating from 2007
- Over **10 foreign language channels**, including French, German and Italian
- Apple **iOS and Android compatibility** – watch BoB on handheld devices
- **Searchable transcripts**
- Links to **social media** – share what you're watching online
- **A one-click citation reference**, allowing you to cite programmes in your work

How do I get started?

- Sign in at <https://learningonscreen.ac.uk/ondemand>
- In the **Where are you from?** box type in **Aberdeen**, then select **University of Aberdeen**.
- Enter your University login details at the Shibboleth authentication screen:

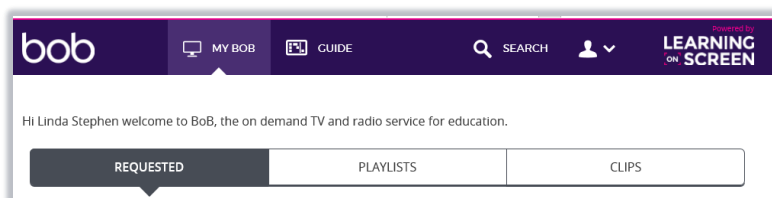


A screenshot of a web form titled "Where are you from?". It features a text input field containing "University of Aberdeen" and a blue "GO" button to its right.



A screenshot of the University of Aberdeen Shibboleth authentication screen. It shows the university logo, a "Login" link, and a prompt: "Please login using your University username and password." Below this are fields for "Username" (containing "@1pdf1") and "Password" (masked with asterisks), and a "Login" button. At the bottom, it identifies the Shibboleth Identity Provider as "IT Services, University of Aberdeen" with contact information.

- View BoB including your own MyBOB area and Guide.



A screenshot of the BoB user interface. The header is purple with the "bob" logo, navigation links for "MY BOB" and "GUIDE", a search icon, and a user profile icon. The main content area says "Hi Linda Stephen welcome to BoB, the on demand TV and radio service for education." Below this are three buttons: "REQUESTED" (highlighted), "PLAYLISTS", and "CLIPS". The "LEARNING ON SCREEN" logo is in the top right corner.

Getting started

Learning on Screen have produced a set of video guides to help you find your way around BoB. You'll find these at <https://learningonscreen.ac.uk/how-to-use-bob/>.

Channel List

The list of channels is added to every year, but you can view a list of all *current* channels on the [Learning on Screen website](#).

If you are not already logged in, you will be prompted to do so – see **How do I get started?**, above for guidance on logging in.

Help and Support

- [Learning on Screen's BoB FAQ](#)
- For University IT support contact the Service Desk:
myit.abdn.ac.uk
servicedesk@abdn.ac.uk