

Taught Postgraduate Course Selection: Quick Guide

Version 2.1, July 2017

Before you log into MyCurriculum spend some time thinking about your degree programme and the courses you will select.

Refer to the [University Calendar](#) and [Catalogue of Courses](#) to help.

Log in

Go to www.abdn.ac.uk/mycurriculum

Click **MyCurriculum**, then **Login**



Get started

On the **Registration Summary** page, click **Courses** to start selecting courses


Programme	Full/Part Select Time (FT/PT)	Your Courses
Master of Science Environmental Science	FT	<input type="button" value="Courses"/>

Prescribed tab


Are there any unticked selections?

- If there are, select and confirm courses
- If not, just click **Confirm Selection**

(Sub Session 2)	15
GG5555 Planning, Managing and Presenting a GIS Project (Sub Session 2)	15
GG5910 Dissertation Project in GIS (Sub Session 3)	60
Total Credits	180
<input type="button" value="Reset Selection"/>	<input type="button" value="Confirm Selection"/>



Helpful hints

- Click blue **information symbols** for course descriptions 
- Click course names to select courses
- Click red cross to deselect courses
- **Bold text = selected courses**, normal text = unselected courses
- When selecting from a list, click **Continue** when done

Review selection

Have you selected your required credits?

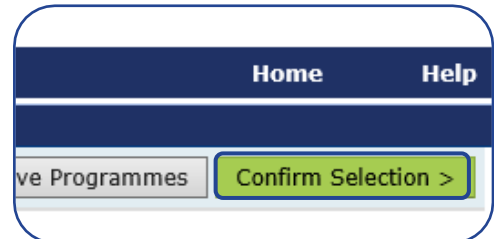
- If you have, click **Confirm Overall Selection**

Sub Session 3	60
Selected Credits	180
Remaining Credits	0

Confirm selection

Are you happy with your choice summary?

- If you are, click **Confirm Selection**
- If not, click **Back to Course Selection**



Final steps

Tick the checkbox to show you agree with the **Terms and Conditions** – then **Confirm**

On **Your Course Selection** page click:

- **Show Courses** to see your choices
- **Print Page** for a printable view
- **Continue** to exit MyCurriculum

- Visit the [MyCurriculum Support System](#) for more help

