

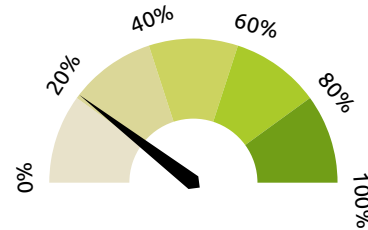
Staff Survey 2020 Response Rates

Open 02-11-2020 09:00 to 30-11-2020 17:00

Base Number: 3411

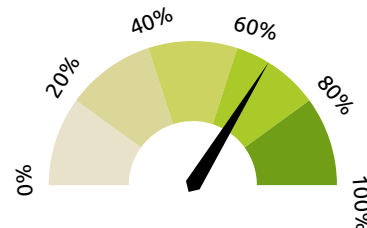
Responses: 733

Current Response Rate: 21%



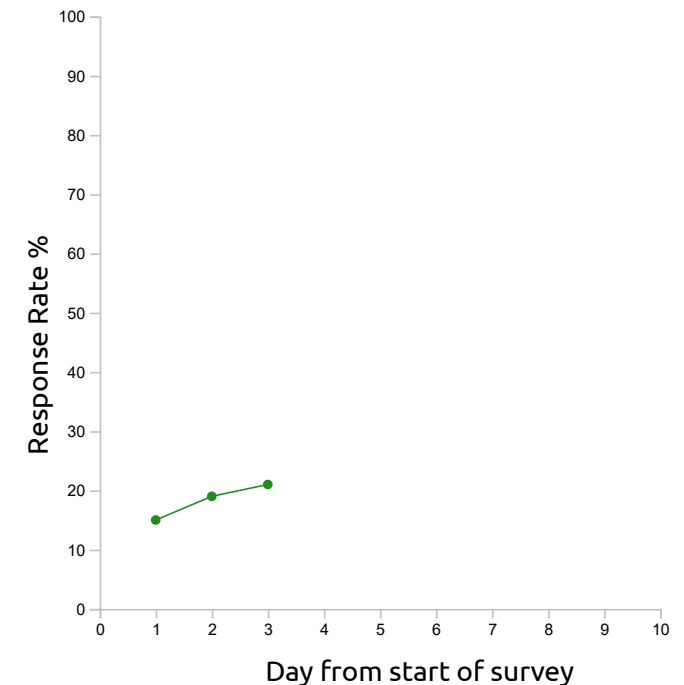
Previous Final Response Rate: N/A

Sector Average Response Rate: 68%



Survey Tracker

Response Rate Timeline: **Current Survey** and **Previous Survey**



Staff Survey 2020 Response Rates

Open 02-11-2020 09:00 to 30-11-2020 17:00

Area	Base Number	Responses	Response Rate
University of Aberdeen	3411	733	21%
Academic Services and Online Education	103	19	18%
Development Trust	20	5	25%
Directorate of Digital and Information Services	294	63	21%
Directorate of People	150	49	33%
Estates and Facilities	404	47	12%
External Relations and Marketing	179	31	17%
Finance	59	21	36%
Principal's Office, Planning, Senior VP's Office, University Sec's Office	29	6	21%
Research and Innovation	70	27	39%

Please note response rates are provisional and will be confirmed two working days after the closure of the survey and the 'Base Number' is taken from your employee list / workforce profile.

Staff Survey 2020 Response Rates










Open 02-11-2020 09:00 to 30-11-2020 17:00

Area	Base Number	Responses	Response Rate
Business School	141	28	<div></div> 20%
School of Biological Sciences	195	42	<div></div> 22%
School of Divinity, History and Philosophy	97	25	<div></div> 26%
School of Education	102	20	<div></div> 20%
School of Engineering	126	24	<div></div> 19%
School of Geosciences	104	13	<div></div> 13%
School of Language, Literature, Music and Visual Culture	159	27	<div></div> 17%
School of Law	121	13	<div></div> 11%

Please note response rates are provisional and will be confirmed two working days after the closure of the survey and the 'Base Number' is taken from your employee list / workforce profile.

Staff Survey 2020 Response Rates

Open 02-11-2020 09:00 to 30-11-2020 17:00

Area	Base Number	Responses	Response Rate
School of Medicine, Medical Sciences and Nutrition	808	154	 19%
Institute of Applied Health Sciences	228	44	 19%
Institute of Dentistry	43	7	 16%
Institute of Medical Education and Dental Sciences	199	21	 11%
Institute of Medical Sciences	237	42	 18%
Rowett Institute of Nutrition and Health	101	25	 25%
Prefer not to say (School of Medicine)	-	13	-
School of Natural and Computing Sciences	119	22	 18%
School of Psychology	71	16	 23%
School of Social Science	60	14	 23%
Prefer not to say (Overall)	-	61	-

Please note response rates are provisional and will be confirmed two working days after the closure of the survey and the 'Base Number' is taken from your employee list / workforce profile.