

WHO ASKS FOR THE PHOTOGRAPHS TO BE TAKEN?

Clinical photographs may be required by any clinician who forms part of your treatment plan.

WHO TAKES THE CLINICAL PHOTOGRAPHS?

Clinical photography is undertaken by experienced and qualified professional Medical Photographers.

Medical photographers are specialists used to working within the hospital environment and understand the sensitive issues involving consent and confidentiality when taking and managing clinical images.

In some circumstances, clinical photographs are taken by doctors, nurses and other health care professionals.

WHY ARE CLINICAL PHOTOGRAPHS TAKEN?

Clinical photographs may be taken for several reasons. Consent may be sought for each of the following typical examples:

- To illustrate your condition as a record prior to any treatment.
- To monitor your condition, or ongoing treatment over time.
- For teaching purposes, to help in the training of medical, nursing and other health care professionals.
- For medico-legal use.

DO I NEED A CHAPERONE?

If a patient is required to undress, where possible a medical photographer of the same gender as the patient will be available. If this is not possible, an opportunity for a chaperone will be offered, or to book another appointment when a preferred photographer is available.

CAN I REFUSE TO HAVE CLINICAL PHOTOGRAPHS TAKEN?

Yes. You have the right to refuse.

DO I GIVE CONSENT?

Prior to photography you will be asked to complete a consent form.

WHAT HAPPENS TO MY CLINICAL PHOTOGRAPHS?

Depending on what consent permissions you agree to and sign for, your photographs will either be:

- Kept in your confidential medical record.
- Used in teaching materials.
- Used in medical publications.

HOW DO I MAKE AN APPOINTMENT?

If you have received a photography consent form with instructions to be photographed by your consultant, you must make an appointment by visiting the following website: medphoto.uk


MEDICAL PHOTOGRAPHY INFORMATION FOR PATIENTS



Scan to book appointment



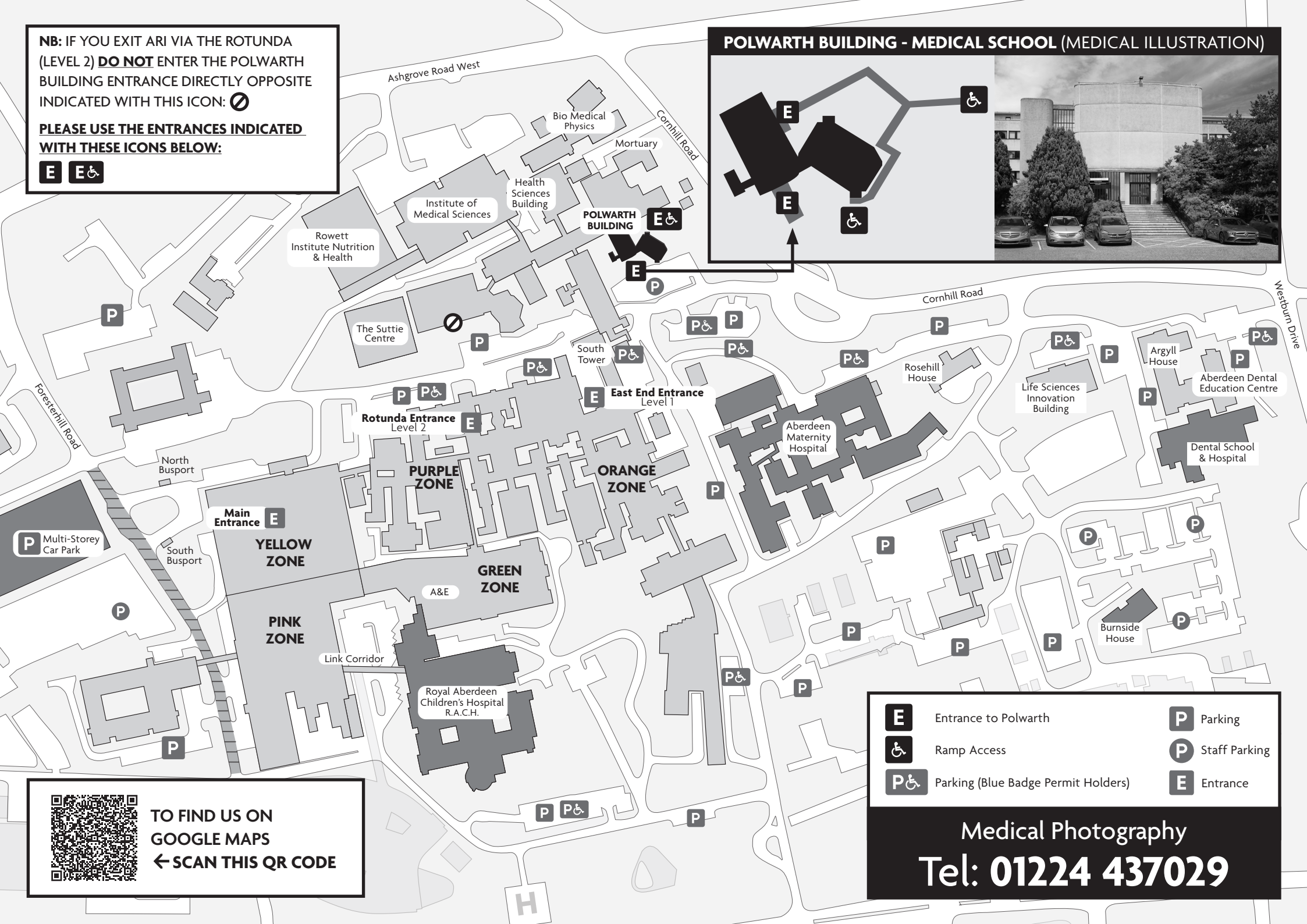
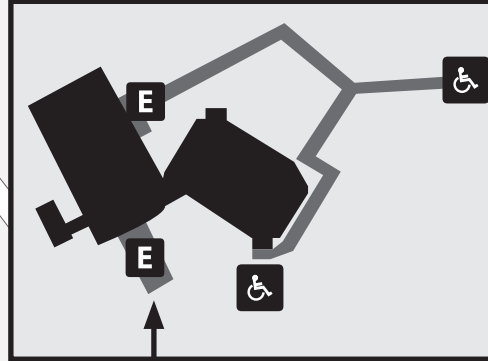
Visit medphoto.uk

NB: IF YOU EXIT ARI VIA THE ROTUNDA (LEVEL 2) DO NOT ENTER THE POLWARTH BUILDING ENTRANCE DIRECTLY OPPOSITE INDICATED WITH THIS ICON: 







PLEASE USE THE ENTRANCES INDICATED WITH THESE ICONS BELOW:



POLWARTH BUILDING - MEDICAL SCHOOL (MEDICAL ILLUSTRATION)



**TO FIND US ON GOOGLE MAPS
← SCAN THIS QR CODE**

-  Entrance to Polwarth
-  Ramp Access
-  Parking (Blue Badge Permit Holders)
-  Parking
-  Staff Parking
-  Entrance

**Medical Photography
Tel: 01224 437029**